



## SOP for Paddy Purchase by POs of Purchase Centres through ePoP Device (KMS 2023-24)



Version 1.0

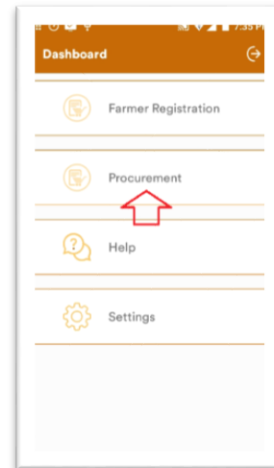
Date of Release: 17.10.23

In KMS 2023-24 procurement of paddy at all purchase centres – CPC or other camps, is mandatorily to be done through ePoP device.

There are 3 (three) pre-requisites for a farmer to sell paddy at a purchase centre:

- i. He has to be registered in <https://epaddy.wb.gov.in/>
- ii. He has to have fixed a schedule for sale of his produce.
- iii. On the scheduled date the farmer will be present at the purchase centre with his paddy.

1. The PO will start the work through 'Procurement' menu



2. List of farmers scheduled on that day will be shown.

Against the farmer present before him, the PO will touch 'Purchase' button.





## SOP for Paddy Purchase by POs of Purchase Centres through ePoP Device (KMS 2023-24)



Version 1.0

Date of Release: 17.10.23

3. In the purchase screen, the PO will be able to see the quantum the farmer has already sold, and the balance left to be sold.

Procurement	
Paddy Purchased	Paddy Purchase Balanced
93.22 GTL	66.78 GTL
Farmer name	
ID KALIMUDDIN	
Total procurement from this farmer	
44.56 GTL	Aadhaar No 4340****5236
Account number	
*****1691	IFSC number CBIN0R40012
Quantity	
1	1
Re Enter Quantity	
1	1
Amount (in Rs.)	
2060.40	

Maximum quantity a farmer can sell is 90 qt. or his estimated produce – whichever is lower.

Estimated produce is calculated as:

Quantum of land found in Land Deptt. verification x Productivity of the concerned block = Estimated produce

However, for unrecorded bargadars, he will be able to sell a certain quantum as decided by the Deptt. before verification by the BDO. When BDO approves, the above formula will apply to calculate this type of farmer's estimated produce.

4. The PO will enter the quantum that the farmer wants to sell now, and re-enter the same to confirm.

The price of the paddy @MSP will be shown

Procurement	
Paddy Purchased	Paddy Purchase Balanced
93.22 GTL	66.78 GTL
Farmer name	
ID KALIMUDDIN	
Total procurement from this farmer	
44.56 GTL	Aadhaar No 4340****5236
Account number	
*****1691	IFSC number CBIN0R40012
Quantity	
1	1
Re Enter Quantity	
1	1
Amount (in Rs.)	
2060.40	
NEXT	



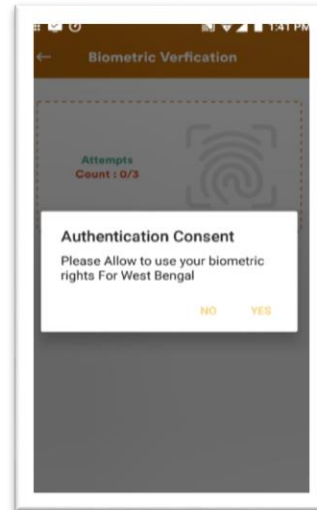
## SOP for Paddy Purchase by POs of Purchase Centres through ePoP Device (KMS 2023-24)





Version 1.0

Date of Release: 17.10.23

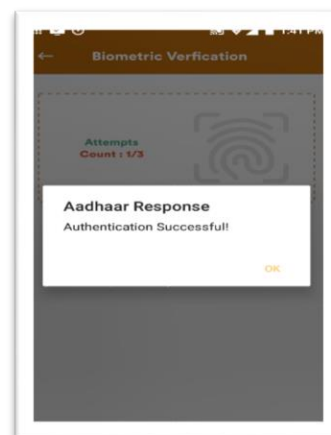
5. Now, the PO will indicate the farmer's consent for Aadhaar authentication.



6. Now the PO will go for farmer's biometric authentication.



7. If the authentication is successful, the same will be shown.





# SOP for Paddy Purchase by POs of Purchase Centres through ePoP Device (KMS 2023-24)

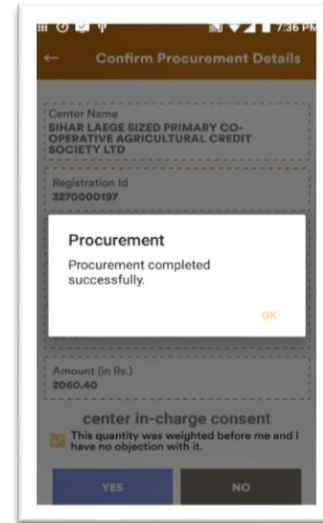


Version 1.0

Date of Release: 17.10.23

8. Message on successful completion of purchase will be shown. The PO will tap 'OK'.

The farmer will receive SMS in the registered mobile no.



9. Now the PO will be able to generate the receipt which will be printed from the ePoP.

